

Job/Client Name:	
Location:	
Notes:	

Alliance products are designed and built in the USA.



## 4"x4" Square Fiberglass Light Poles

### Direct Bury

### Standard and Heavy Duty

#### Product Offering Includes:

- 12'-25' mounting heights.
- 3-Layers of protection against UV degradation. Includes thermally bonded outer coating.
- Direct Bury (Anchor Base also available).
- Base Covers Available.
- Top Cap with drilled mounting holes, 2-3/8" and 3" Tenons coming soon.
- Standard Colors in black, bronze, or gray (other colors available by request).
- Smooth Finish.
- Light Weight, Non-Conductive, and Non-Corrosive.

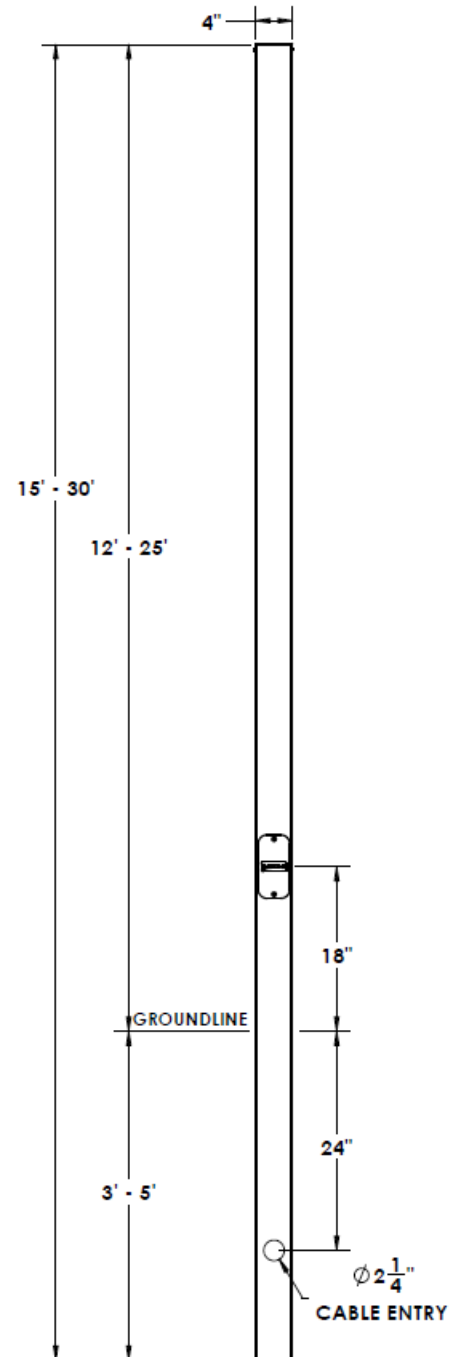
### Product Numbers and EPA Ratings

#### Standard Duty

Mounting Height	Total Shaft Length	Catalog Number	Calculated Effective Projected Area (EPA) <sup>1,2</sup>							Weight of the Pole
			90 mph	100 mph	110 mph	120 mph	130 mph	140 mph	150 mph	
12	16	D4SS16F00S##GXHH	34.4	27.2	21.9	17.9	15.0	14.3	12.0	39
15	19	D4SS19F00S##GXHH	26.4	20.6	16.3	13.0	10.7	10.1	8.3	46
18	22	D4SS22F00S##GXHH	19.1	14.5	11.1	8.5	6.6	6.2	4.7	54
20	25	D5SS25F00S##GXHH	14.0	10.3	7.5	5.4	3.9	3.5	2.3	61
22	27	D5SS27F00S##GXHH	10.1	7.0	4.7	2.9	1.7	1.4	-	66
24	29	D5SS29F00S##GXHH	6.9	4.3	2.4	0.9	-	-	-	71
25	30	D5SS30F00S##GXHH	5.6	3.2	1.4	-	-	-	-	73

#### Heavy Duty

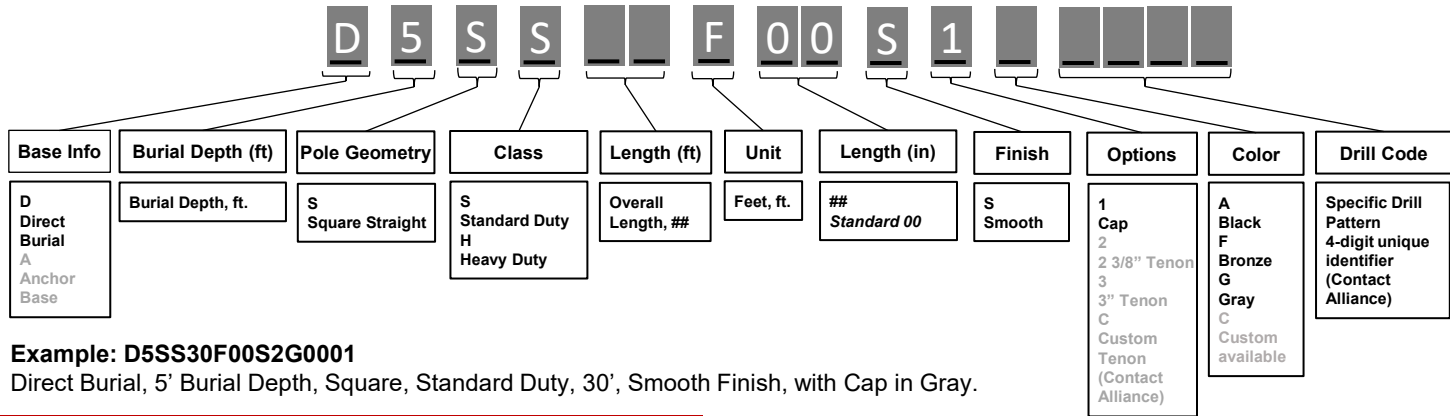
Mounting Height	Total Shaft Length	Catalog Number	Calculated Effective Projected Area (EPA) <sup>1,2</sup>							Weight of the Pole
			90 mph	100 mph	110 mph	120 mph	130 mph	140 mph	150 mph	
12	16	D4SH16F00S##GXHH	60.8	48.6	39.6	32.7	27.8	36.6	22.8	74
15	19	D4SH19F00S##GXHH	47.9	38.0	30.7	25.1	21.1	20.1	17.0	88
18	22	D4SH22F00S##GXHH	38.2	30.0	23.9	19.2	15.9	15.1	12.5	102
20	25	D5SH25F00S##GXHH	19.7	23.0	18.0	14.2	11.5	10.9	8.7	116
22	27	D5SH27F00S##GXHH	23.1	17.5	13.4	10.3	8.0	7.5	5.7	125
24	29	D5SH29F00S##GXHH	17.9	13.2	9.7	7.1	5.2	4.7	3.2	134
25	30	D5SH30F00S##GXHH	15.7	11.4	8.2	5.7	4.0	3.5	2.2	139



Additional pole heights, wind zones, and EPAs available at [alliancecompositesinc.com](http://alliancecompositesinc.com).

<sup>1</sup>Design criteria per AASHTO LTS-6-2013, with a minimum safety factor of 1.5 per ANSI C136.20-2012, 3 second gust wind speeds per ASCE 7-16, and velocity conversions per IBC 1609.3.1, 2018. Lighting installations for side and top mounting of luminaires with effective projected area (EPA) not to exceed maximum allowable loading of the specified pole in its installed geographic location. EPA ratings available up to 180 mph or for EPA ratings calculated per AASHTO LRFD or other, alternate methods, contact [sales@alliancecompositesinc.com](mailto:sales@alliancecompositesinc.com) for more information.

### Catalog Number



**Example: D5SS30F00S2G0001**

Direct Burial, 5' Burial Depth, Square, Standard Duty, 30', Smooth Finish, with Cap in Gray.

### Pole Specifications

#### Pole Shaft

Composite poles are designed and pultruded using continuous glass fiber reinforcement within a thermoset resin matrix and include a durable and long-lasting thermally bonded UV coating. All square poles are manufactured in a state-of-the-art ISO9001 certified manufacturing facility ensuring a durable, long-lasting, and resilient product in all climates.

#### Finish<sup>3</sup>

Poles are available in a Smooth finish. All square poles include 3-layers of UV protection, including a thermally bonded outer coating. Colors include black, bronze, and gray.

#### Hand Hole and Cover

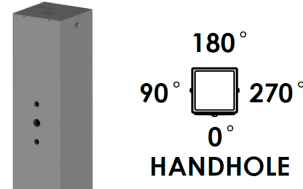
Hand hole cover is 2.5"x5", UV resistant polymer, color matched to the pole. Hand hole is located at 18" above ground level.



#### Mounting Options –

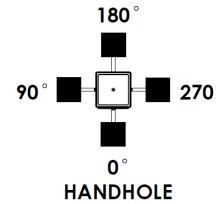
##### Top Caps and Tenons

Plastic top cap is shipped, assembled to the pole. For top mount luminaires, Aluminum 2-3/8" and 3" diameter tenons coming soon.



#### Drilling<sup>4</sup>

All poles are factory drilled to specifications outlined in the manufacturing drawing.




#### Base Covers<sup>3</sup>


Square and Tapered Base Covers are available, color matched to the pole for the ultimate streamlined look. Contact Alliance for more information on base covers.



Standard Base Cover  
BC-0001-#



Tiered Base Cover  
BC-0002-#



#### NOTES

<sup>1</sup>Design criteria per AASHTO LTS-6-2013, with a minimum safety factor of 1.5 per ANSI C136.20-2012, 3 second gust wind speeds per ASCE 7-16, and velocity conversions per IBC 1609.3.1, 2018. Lighting installations for side and top mounting of luminaires with effective projected area (EPA) not exceeding maximum allowable loading of the specified pole in its installed geographic location. EPA ratings available up to 180 mph or for EPA ratings calculated per AASHTO LRFD or other, alternate methods, contact sales@alliancecompositesinc.com for more information.

<sup>2</sup>Always consult local authorities to determine maximum wind velocities, gusting and unique wind conditions for each specific application.

Allowable pole EPA for jobsite wind conditions must be equal to or greater than the total EPA for fixtures, arms, and accessories attached to the pole. Responsibility lies with the specifier for correct pole selection. Installation of poles without luminaires or attachment of any unauthorized accessories is discouraged and shall void the manufacturer's warranty. Wind speeds and listed EPAs are for ground-level mounted installations only. Poles mounted on structures (bridges, buildings or other) must consider vibration and coefficient of height factors beyond this general guide. Consult all relevant local codes and federal standards. Extreme wind events like Hurricanes or Tornadoes may expose poles to flying debris, wind shear or other detrimental effects not included in wind velocity ratings.

<sup>3</sup>Available colors for accessories are BLACK, BRONZE, and GRAY. Custom colors available on request. Contact Alliance for information.

<sup>4</sup>Alliance™ is not responsible for luminaire to pole compatibility. Drill specifications, orientation and locations are provided by the customer and approved, prior to PO acceptance.

Contact Alliance engineers at [alliance@geotek.com](mailto:alliance@geotek.com) for pole design recommendations.

All specifications are subject to change without notice. Please visit [alliancecompositesinc.com](http://alliancecompositesinc.com) for latest information. Consult GEOTEK with specific inquiries.

All rights reserved. No part of this document may be reproduced in any form without the prior written permission of GEOTEK.

Copyright © 2023, GEOTEK.

GEOTEK  
1421 Second Avenue, NW  
Stewartville, MN 55976

[www.geotek.com](http://www.geotek.com)  
507-533-6076