

4

3

2

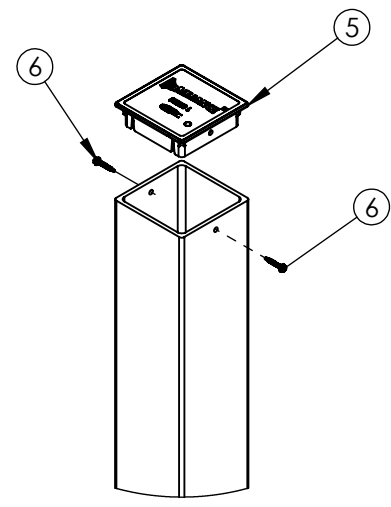
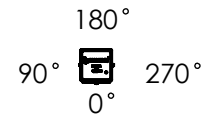
1

ITEM NO.	DESCRIPTION	QTY.
1	BEAM. PULTRUDED STOCK	1
2	RIVET NUT, 1/4-20	2
3	HANDHOLE COVER	1
4	PHILLIPS SCREW, 1/4"-20x3/4"	2
5	TOP CAP	1
6	HEX SCREW, #8-18 x 1 in	2

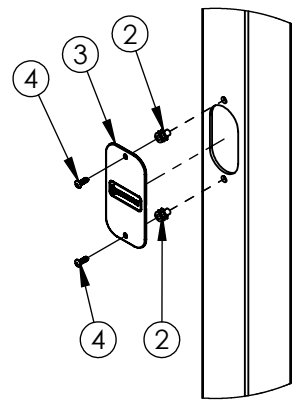
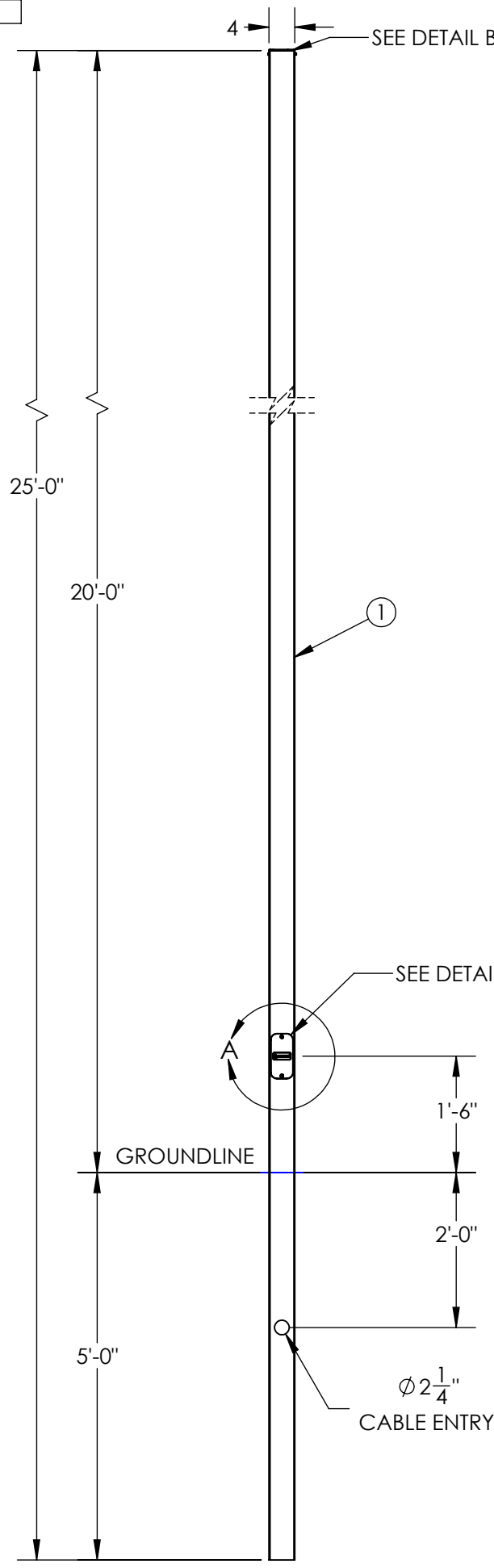
REVISIONS				
REV.	DESCRIPTION	DATE	INITIALS	ECO
0.1	UPDATE NOTES	7/11/2023	AJH	6243
1.0	UPDATE EPA TABLE AND SHEET FORMAT	4/10/2024	ARK	6714

FEATURE ORIENTATIONS				
	0°	90°	180°	270°
HAND HOLE	X			
CABLE ENTRY	X			

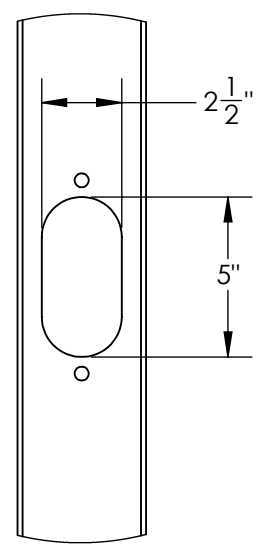
**NOTE:** ALL HOLES DRILLED ONLY THROUGH THE FACES SPECIFIED BY 'X'



DETAIL B  
TOP CAP ASSEMBLY  
SCALE 1 : 8



DETAIL C  
COVER ASSEMBLY  
SCALE 1 : 12



DETAIL A  
HANDHOLE CUTOUT  
COVER REMOVED FOR CLARITY  
SCALE 1 : 6

1.0	<b>BUILD</b>	STANDARD
	<b>FINISH</b>	SMOOTH

MAXIMUM EPA PER WINDZONE										
MPH	90	100	110	120	130	140	150	160	170	180
EPA	14	10.3	7.5	5.4	3.9	3.5	2.3	1.4	0.6	-

- NOTES:
- DIRECT BURIAL CLASS 1 POLE PER ASTM 4923. POLE TOP DEFLECTION SHALL NOT EXCEED 15% OF THE ABOVE GROUND HEIGHT AT MAXIMUM WIND LOADING AND MAXIMUM FIXTURE WEIGHT.
  - DESIGN CRITERIA PER AASHTO LTS-6-2013 WITH A MINIMUM SAFETY FACTOR OF 1.5 PER ANSI C136.20-2012.
  - WIND SPEEDS DEFINED AS 3 SECOND GUST PER ASCE 7-16 WITH VELOCITY CONVERSIONS PER 2018 IBC 1609.3.1.
  - EMBEDMENT BASED ON MINIMUM DEPTH RECOMMENDED BY ANSI C136.20-2012 SECTION 5.3 AND ASSUMING CLASS 2 SOIL OR BETTER WHEN LOADED AT MAXIMUM EPA.

D5SS25F00S1 ↓ GXHH

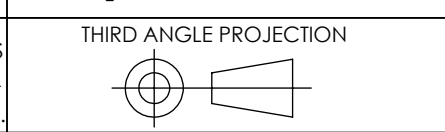
- G = GRAY
- A = BLACK
- F = BRONZE
- W = WHITE
- N = GREEN

---UNLESS OTHERWISE SPECIFIED---  
DIMENSION UNITS ARE IN FEET AND INCHES  
DIMENSIONS SHOWN ARE NOMINAL

STATE:	RELEASED	2024-04-15
DRAWN:	CJM	2023-06-21
CHECKED:	IAB	2024-04-15
APPROVED:	ARK	2024-04-15
REPLACES:		



**PROPRIETARY AND CONFIDENTIAL**  
THE INFORMATION CONTAINED IN THIS DRAWING IS THE SOLE PROPERTY OF GEOTEK. ANY REPRODUCTION IN PART OR AS A WHOLE WITHOUT THE WRITTEN PERMISSION OF GEOTEK IS PROHIBITED.



DESCRIPTION:  
**POLE SYSTEM, DIRECT BURIAL  
STANDARD DUTY, 25 FT**

1421 SECOND AVE NW  
STEWARTVILLE, MN 55976  
(800) 533-1680  
www.geotek.com

CUSTOMER SIGNATURE: \_\_\_\_\_ DATE: \_\_\_\_\_

**-REFERENCES-**  
alliancecompositesinc.com/warranty  
geotek.com/termsandconditions

SIZE: DWG. NO.  
**B D5SS25F00S1XGXHH**

POLE COLOR: REV:  
1.0