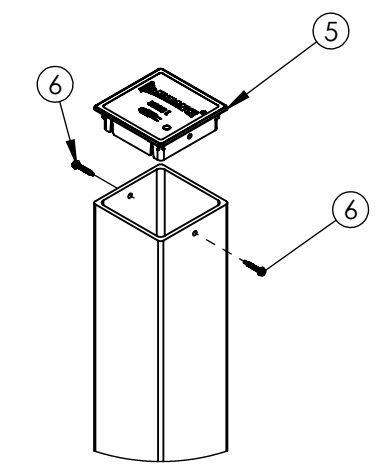
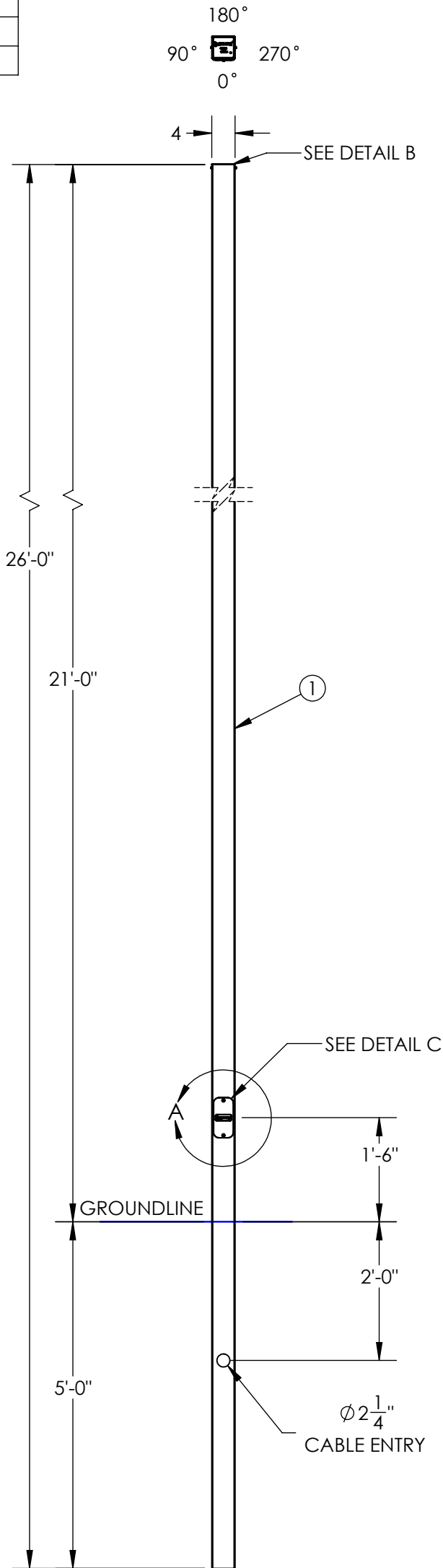


ITEM NO.	DESCRIPTION	QTY.
1	BEAM, PULTRUDED STOCK	1
2	RIVET NUT, 1/4-20	2
3	HANDHOLE COVER	1
4	PHILLIPS SCREW, 1/4"-20x3/4"	2
5	TOP CAP	1
6	HEX SCREW, #8-18 x 1 in	2

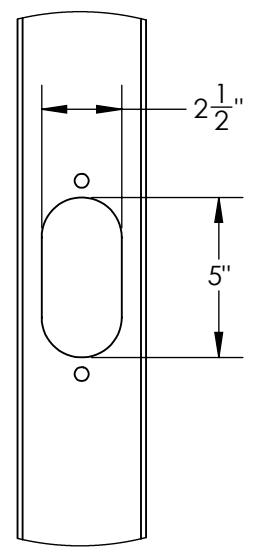
REVISIONS				
REV.	DESCRIPTION	DATE	INITIALS	ECO
0.1	UPDATE NOTES	7/11/2023	AJH	6243
1.0	UPDATE EPA TABLE AND SHEET FORMAT	4/10/2024	ARK	6714

FEATURE ORIENTATIONS				
	0°	90°	180°	270°
HAND HOLE	X			
CABLE ENTRY	X			

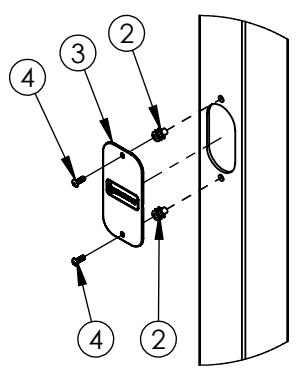
NOTE: ALL HOLES DRILLED ONLY THROUGH THE FACES SPECIFIED BY 'X'



DETAIL B
TOP CAP ASSEMBLY
SCALE 1 : 8



DETAIL A
HANDHOLE CUTOUT
COVER REMOVED FOR CLARITY
SCALE 1 : 6



DETAIL C
COVER ASSEMBLY
SCALE 1 : 12

△ 1.0	BUILD		STANDARD							
	FINISH		SMOOTH							
MAXIMUM EPA PER WINDZONE										
MPH	90	100	110	120	130	140	150	160	170	180
EPA	11.9	8.5	6	4.1	2.7	2.4	1.3	0.4	-	-

- NOTES:
- DIRECT BURIAL CLASS 1 POLE PER ASTM 4923. POLE TOP DEFLECTION SHALL NOT EXCEED 15% OF THE ABOVE GROUND HEIGHT AT MAXIMUM WIND LOADING AND MAXIMUM FIXTURE WEIGHT.
 - DESIGN CRITERIA PER AASHTO LTS-6-2013 WITH A MINIMUM SAFETY FACTOR OF 1.5 PER ANSI C136.20-2012.
 - WIND SPEEDS DEFINED AS 3 SECOND GUST PER ASCE 7-16 WITH VELOCITY CONVERSIONS PER 2018 IBC 1609.3.1.
 - EMBEDMENT BASED ON MINIMUM DEPTH RECOMMENDED BY ANSI C136.20-2012 SECTION 5.3 AND ASSUMING CLASS 2 SOIL OR BETTER WHEN LOADED AT MAXIMUM EPA.

D5SS26F00S1 ↓ GXHH

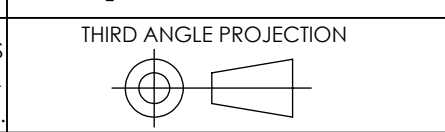
G = GRAY
A = BLACK
F = BRONZE
W = WHITE
N = GREEN

---UNLESS OTHERWISE SPECIFIED---
DIMENSION UNITS ARE IN FEET AND INCHES
DIMENSIONS SHOWN ARE NOMINAL

STATE:	RELEASED	2024-04-15
DRAWN:	CJM	2023-06-22
CHECKED:	IAB	2024-04-15
APPROVED:	ARK	2024-04-15
REPLACES:		



PROPRIETARY AND CONFIDENTIAL
THE INFORMATION CONTAINED IN THIS DRAWING IS THE SOLE PROPERTY OF GEOTEK. ANY REPRODUCTION IN PART OR AS A WHOLE WITHOUT THE WRITTEN PERMISSION OF GEOTEK IS PROHIBITED.



DESCRIPTION:
POLE SYSTEM, DIRECT BURIAL
STANDARD DUTY, 26 FT

1421 SECOND AVE NW
STEWARTVILLE, MN 55976
(800) 533-1680
www.geotek.com

CUSTOMER SIGNATURE: _____ DATE: _____

-REFERENCES-
alliancecompositesinc.com/warranty
geotek.com/termsandconditions

SIZE: DWG. NO.
B D5SS26F00S1XGXHH

POLE COLOR: REV:
1.0