

4

3

2

1

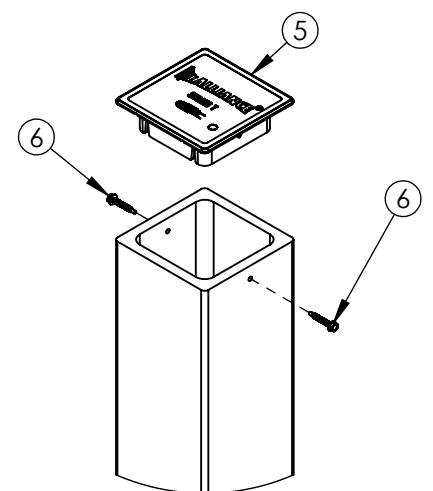
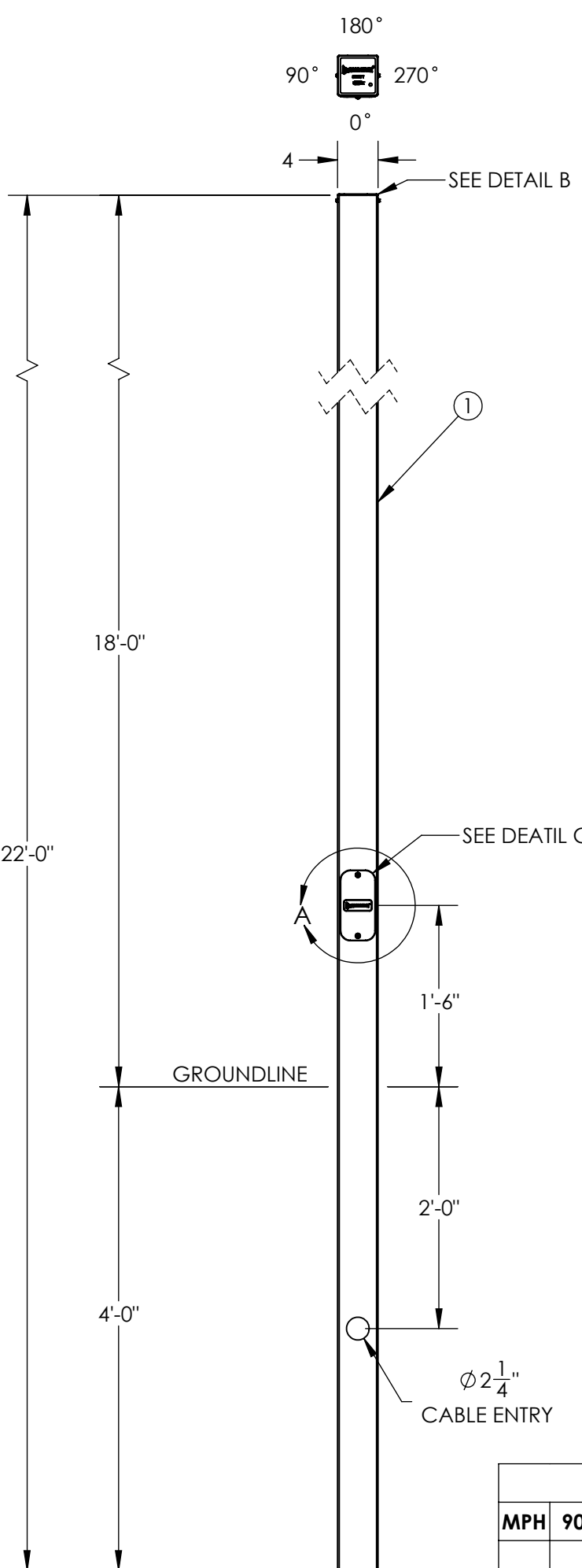
ITEM NO.	DESCRIPTION	QTY.
1	BEAM, PULTRUDED STOCK	1
2	HANDHOLE COVER	1
3	RIVET NUT, 1/4-20	2
4	PHILLIPS SCREW, 1/4"-20x3/4"	2
5	TOP CAP, T5	1
6	HEX SCREW, #8-18 x 1 in	2

REVISIONS				
REV.	DESCRIPTION	DATE	INITIALS	ECO

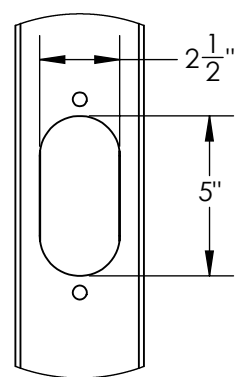
FEATURE ORIENTATIONS

	0°	90°	180°	270°
HAND HOLE	X			
CABLE ENTRY	X			

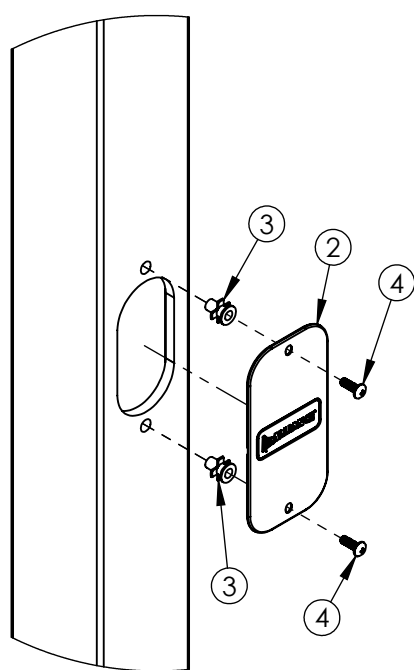
NOTE: ALL HOLES DRILLED ONLY THROUGH THE FACES SPECIFIED BY 'X'



DETAIL B
TOP CAP ASSEMBLY
SCALE 1 : 6



DETAIL A
HANDHOLE CUTOUT
COVER REMOVED FOR CLARITY
SCALE 1 : 6



DETAIL C
COVER ASSEMBLY

BUILD	HEAVY
FINISH	SMOOTH

MAXIMUM EPA PER WINDZONE										
MPH	90	100	110	120	130	140	150	160	170	180
EPA	38.2	30.0	23.9	19.2	15.9	15.1	12.5	10.4	8.6	7.1

D4SH22F00S1 ↓ GXHH

- G = GRAY**
- A = BLACK**
- F = BRONZE**
- W = WHITE**
- N = GREEN**

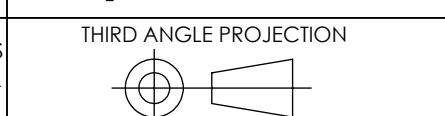
- NOTES:
- DIRECT BURIAL CLASS 1 POLE PER ASTM 4923. POLE TOP DEFLECTION SHALL NOT EXCEED 15% OF THE ABOVE GROUND HEIGHT AT MAXIMUM WIND LOADING AND MAXIMUM FIXTURE WEIGHT.
 - DESIGN CRITERIA PER AASHTO LTS-6-2013 WITH A MINIMUM SAFETY FACTOR OF 1.5 PER ANSI C136.20-2012.
 - WIND SPEEDS DEFINED AS 3 SECOND GUST PER ASCE 7-16 WITH VELOCITY CONVERSIONS PER 2018 IBC 1609.3.1.
 - EMBEDMENT BASED ON MINIMUM DEPTH RECOMMENDED BY ANSIC136.20-2012 SECTION 5.3. EMBEDMENT SHOWN MAY REQUIRE BACKFILL BETTER THAN CLASS 1 SOIL IF LOADED TO MAXIMUM EPA'S. CONTACT ALLIANCE ENGINEERING FOR DEATILS.

---UNLESS OTHERWISE SPECIFIED---
DIMENSION UNITS ARE IN FEET AND INCHES
DIMENSIONS SHOWN ARE NOMINAL

STATE:	RELEASED	2024-04-16
DRAWN:	ARK	2024-04-15
CHECKED:	NDH	2024-04-15
APPROVED:	ARK	2024-04-16
REPLACES:		



PROPRIETARY AND CONFIDENTIAL
THE INFORMATION CONTAINED IN THIS DRAWING IS THE SOLE PROPERTY OF GEOTEK. ANY REPRODUCTION IN PART OR AS A WHOLE WITHOUT THE WRITTEN PERMISSION OF GEOTEK IS PROHIBITED.



DESCRIPTION:
POLE ASSEMBLY, DIRECT BURIAL
HEAVY DUTY, 22FT

1421 SECOND AVE NW
STEWARTVILLE, MN 55976
(800) 533-1680
www.geotek.com

CUSTOMER SIGNATURE: _____ DATE: _____

-REFERENCES-
alliancecompositesinc.com/warranty
geotek.com/termsandconditions

SIZE: DWG. NO.
B D4SH22F00S1XGXHH

POLE COLOR: REV:
0.0