

4

3

2

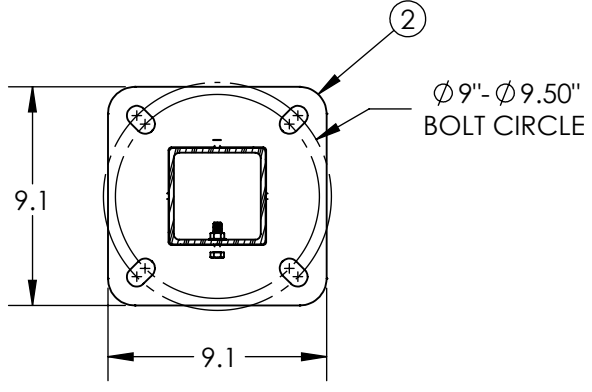
1

ITEM NO.	DESCRIPTION	QTY.
1	BEAM, PULTRUDED STOCK	1
2	ANCHOR BASE, 4" SQUARE	1
3	HEX BOLT	1
4	FLANGE NUT, SERRATED	1
5	TOP CAP	1
6	HEX SCREW, SELF-TAPPING	2
7	RIVET NUT, 1/4-20	2
8	HANDHOLE COVER	1
9	PHILLIPS SCREW, 1/4"-20x3/4"	2

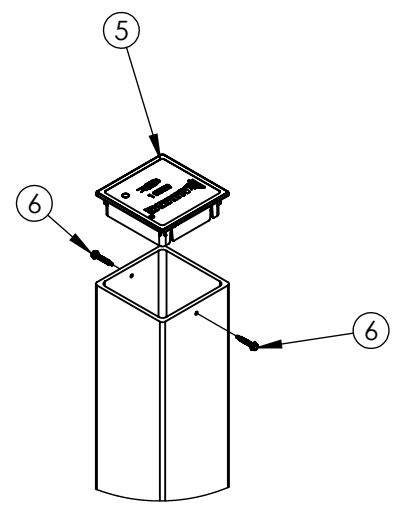
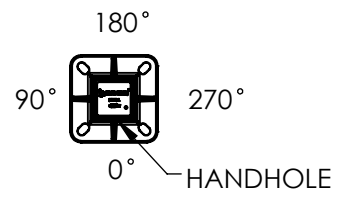
REVISIONS				
REV.	DESCRIPTION	DATE	INITIALS	ECO
0.1	UPDATE NOTES	7/11/2023	AJH	6243
1.0	UPDATE EPA TABLE AND SHEET FORMAT	4/9/2024	ARK	6714

FEATURE ORIENTATIONS				
	0°	90°	180°	270°
HAND HOLE	X			

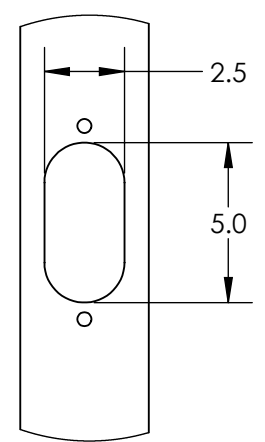
NOTE: ALL HOLES DRILLED ONLY THROUGH THE FACES SPECIFIED BY 'X'



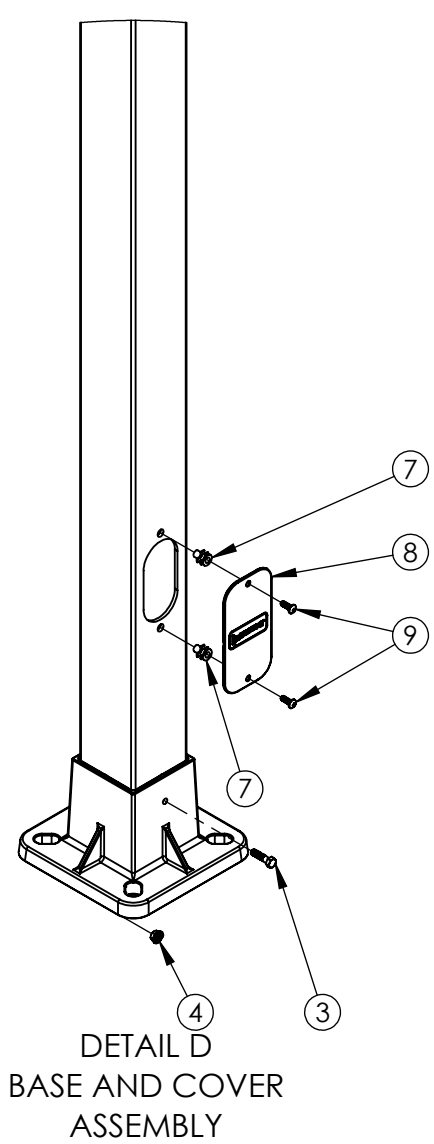
SECTION B-B
SCALE 1 : 8



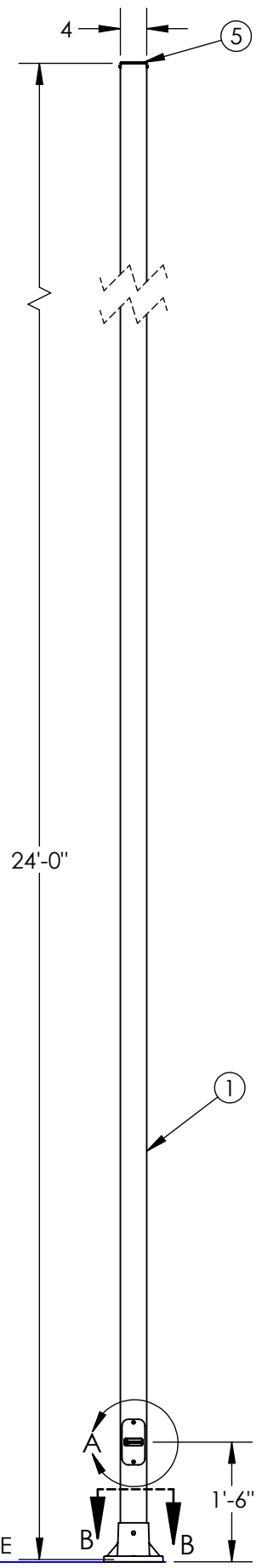
DETAIL C
TOP CAP ASSEMBLY
SCALE 1 : 8



DETAIL A
HANDHOLE CUTOUT
COVER REMOVED FOR CLARITY
SCALE 1 : 6



DETAIL D
BASE AND COVER
ASSEMBLY



1.0	BUILD	STANDARD
	FINISH	SMOOTH

MAXIMUM EPA PER WINDZONE										
MPH	90	100	110	120	130	140	150	160	170	180
EPA	3	1.1	-	-	-	-	-	-	-	-

A4SS24F00S1 ↓ GXHH

G = GRAY
A = BLACK
F = BRONZE
W = WHITE
N = GREEN

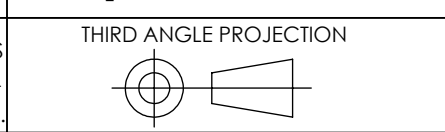
- NOTES:**
1. ANCHOR BASE CLASS 1 POLE PER ASTM 4923. POLE TOP DEFLECTION SHALL NOT EXCEED 15% OF THE ABOVE GROUND HEIGHT AT MAXIMUM WIND LOADING AND MAXIMUM FIXTURE WEIGHT.
 2. DESIGN CRITERIA PER AASHTO LTS-6-2013 WITH A MINIMUM SAFETY FACTOR OF 1.5 PER ANSI C136.20-2012.
 3. WIND SPEEDS DEFINED AS 3 SECOND GUST PER ASCE 7-16 WITH VELOCITY CONVERSIONS PER 2018 IBC 1609.3.1.

---UNLESS OTHERWISE SPECIFIED---
 DIMENSION UNITS ARE IN FEET AND INCHES
 DIMENSIONS SHOWN ARE NOMINAL

STATE:	RELEASED	2024-04-15
DRAWN:	CJM	2023-06-22
CHECKED:	IAB	2024-04-12
APPROVED:	ARK	2024-04-15
REPLACES:	-	



PROPRIETARY AND CONFIDENTIAL
 THE INFORMATION CONTAINED IN THIS DRAWING IS THE SOLE PROPERTY OF GEOTEK. ANY REPRODUCTION IN PART OR AS A WHOLE WITHOUT THE WRITTEN PERMISSION OF GEOTEK IS PROHIBITED.



DESCRIPTION:
**POLE SYSTEM, ANCHOR BASE
 STANDARD DUTY, 24 FT**

1421 SECOND AVE NW
 STEWARTVILLE, MN 55976
 (800) 533-1680
 www.geotek.com

CUSTOMER SIGNATURE: _____ DATE: _____

-REFERENCES-
 alliancecompositesinc.com/warranty
 geotek.com/termsandconditions

SIZE: DWG. NO. **B A4SS24F00S1XGXHH**

SCALE: 1:10

POLE COLOR: REV: 1.0