

4

3

2

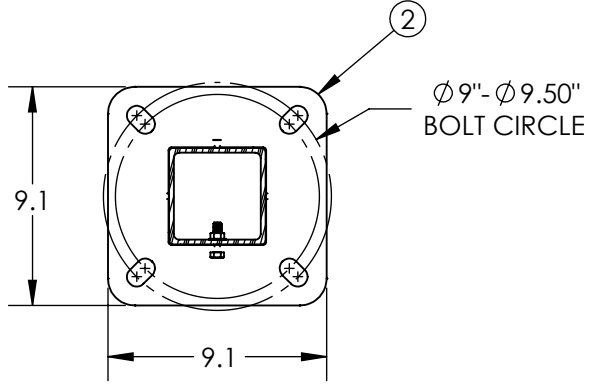
1

ITEM NO.	DESCRIPTION	QTY.
1	BEAM, PULTRUDED STOCK	1
2	ANCHOR BASE, 4" SQUARE	1
3	HEX BOLT	1
4	FLANGE NUT, SERRATED	1
5	TOP CAP	1
6	HEX SCREW, SELF-TAPPING	2
7	RIVET NUT, 1/4-20	2
8	HANDHOLE COVER	1
9	PHILLIPS SCREW, 1/4"-20x3/4"	2

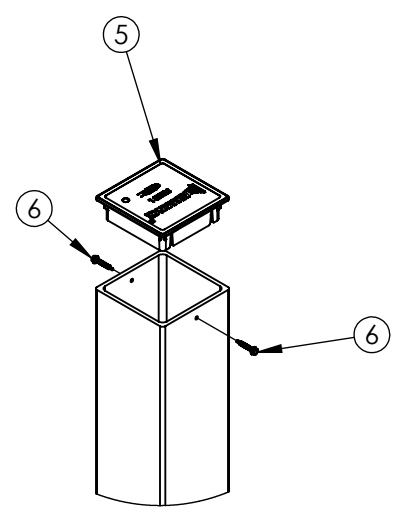
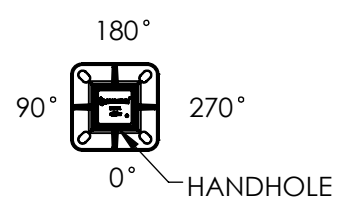
REVISIONS				
REV.	DESCRIPTION	DATE	INITIALS	ECO
0.1	UPDATE NOTES	7/11/2023	AJH	6243
1.0	UPDATE EPA TABLE AND SHEET FORMAT	4/9/2024	ARK	6714

FEATURE ORIENTATIONS				
	0°	90°	180°	270°
HAND HOLE	X			

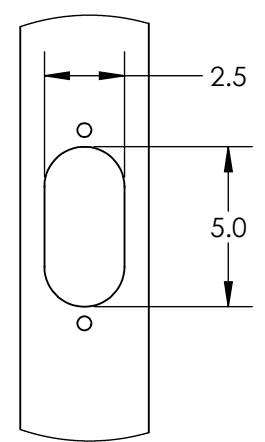
**NOTE:** ALL HOLES DRILLED ONLY THROUGH THE FACES SPECIFIED BY 'X'



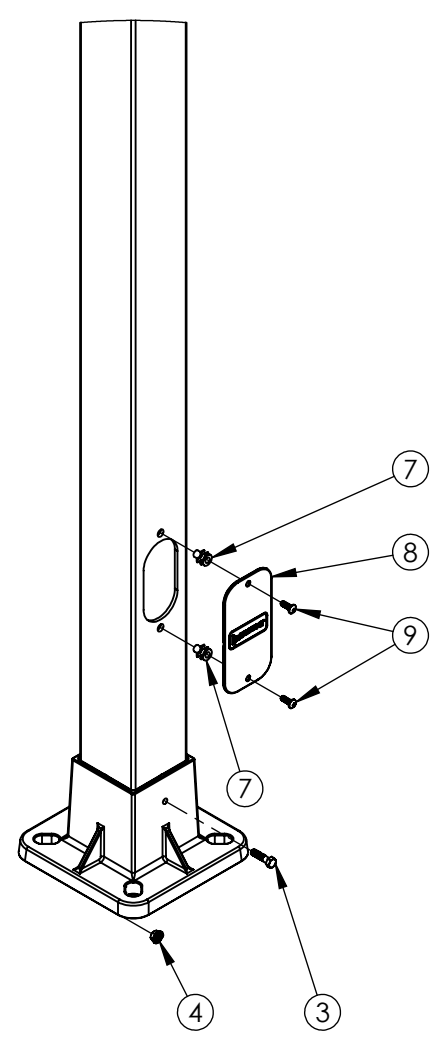
SECTION B-B  
SCALE 1 : 8



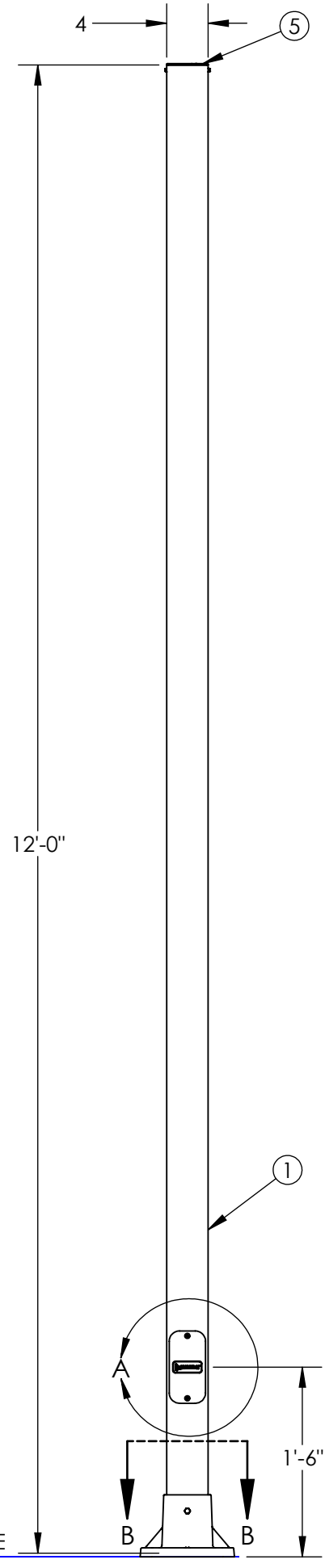
DETAIL C  
TOP CAP ASSEMBLY  
SCALE 1 : 8



DETAIL A  
HANDHOLE CUTOUT  
COVER REMOVED FOR CLARITY  
SCALE 1 : 6



DETAIL D  
BASE AND COVER  
ASSEMBLY



△ 1.0	BUILD		STANDARD							
	FINISH		SMOOTH							
MAXIMUM EPA PER WINDZONE										
MPH	90	100	110	120	130	140	150	160	170	180
EPA	17	13.1	10.3	8.1	6.6	6.2	4.9	3.9	3.1	2.4

A4SS12F00S1 ↓ GXHH

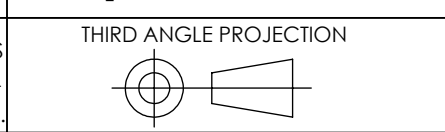
**G = GRAY**  
**A = BLACK**  
**F = BRONZE**  
**W = WHITE**  
**N = GREEN**

- NOTES:**
1. ANCHOR BASE CLASS 1 POLE PER ASTM 4923. POLE TOP DEFLECTION SHALL NOT EXCEED 15% OF THE ABOVE GROUND HEIGHT AT MAXIMUM WIND LOADING AND MAXIMUM FIXTURE WEIGHT.
  2. DESIGN CRITERIA PER AASHTO LTS-6-2013 WITH A MINIMUM SAFETY FACTOR OF 1.5 PER ANSI C136.20-2012.
  3. WIND SPEEDS DEFINED AS 3 SECOND GUST PER ASCE 7-16 WITH VELOCITY CONVERSIONS PER 2018 IBC 1609.3.1.

---UNLESS OTHERWISE SPECIFIED---  
 DIMENSION UNITS ARE IN FEET AND INCHES  
 DIMENSIONS SHOWN ARE NOMINAL

STATE:	RELEASED	2024-04-15
DRAWN:	AJH	2023-06-14
CHECKED:	IAB	2024-04-12
APPROVED:	ARK	2024-04-15
REPLACES:		

**PROPRIETARY AND CONFIDENTIAL**  
 THE INFORMATION CONTAINED IN THIS DRAWING IS THE SOLE PROPERTY OF GEOTEK. ANY REPRODUCTION IN PART OR AS A WHOLE WITHOUT THE WRITTEN PERMISSION OF GEOTEK IS PROHIBITED.



DESCRIPTION:  
**POLE ASSEMBLY, ANCHOR BASE  
 STANDARD DUTY, 12FT**

1421 SECOND AVE NW  
 STEWARTVILLE, MN 55976  
 (800) 533-1680  
 www.geotek.com

CUSTOMER SIGNATURE: \_\_\_\_\_ DATE: \_\_\_\_\_

**-REFERENCES-**  
 alliancecompositesinc.com/warranty  
 geotek.com/termsandconditions

SIZE: DWG. NO.  
**B A4SS12F00S1XGXHH**

POLE COLOR: REV:  
 \_\_\_\_\_ 1.0