

4

3

2

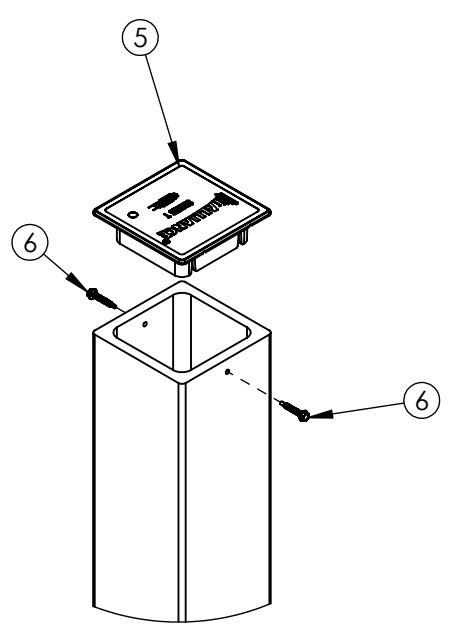
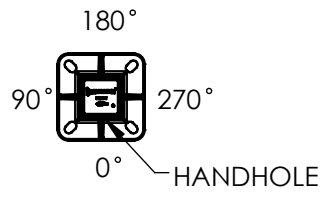
1

ITEM NO.	DESCRIPTION	QTY.
1	BEAM, PULTRUDED STOCK	1
2	ANCHOR BASE, 4" SQUARE	1
3	HEX BOLT	1
4	FLANGE NUT, SERRATED	1
5	TOP CAP, T5	1
6	HEX SCREW, #8-18 x 1 in	2
7	RIVET NUT, 1/4-20	2
8	HANDHOLE COVER	1
9	PHILLIPS SCREW, 1/4"-20x3/4"	2

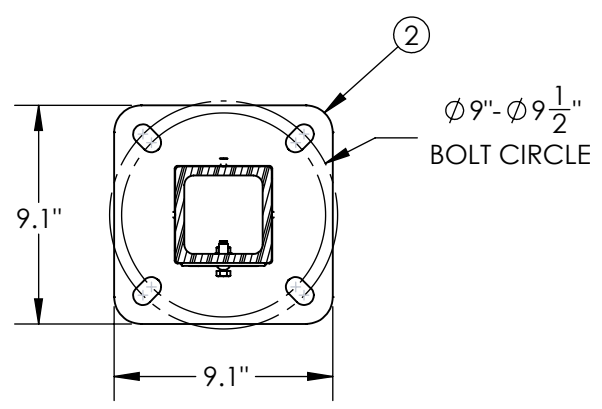
REVISIONS				
REV.	DESCRIPTION	DATE	INITIALS	ECO

FEATURE ORIENTATIONS				
	0°	90°	180°	270°
HAND HOLE	X			

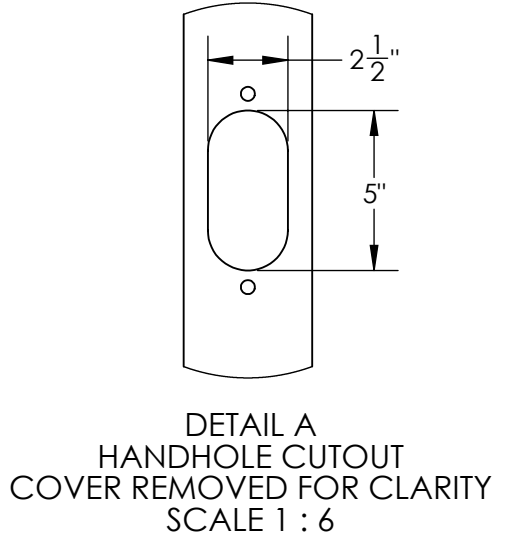
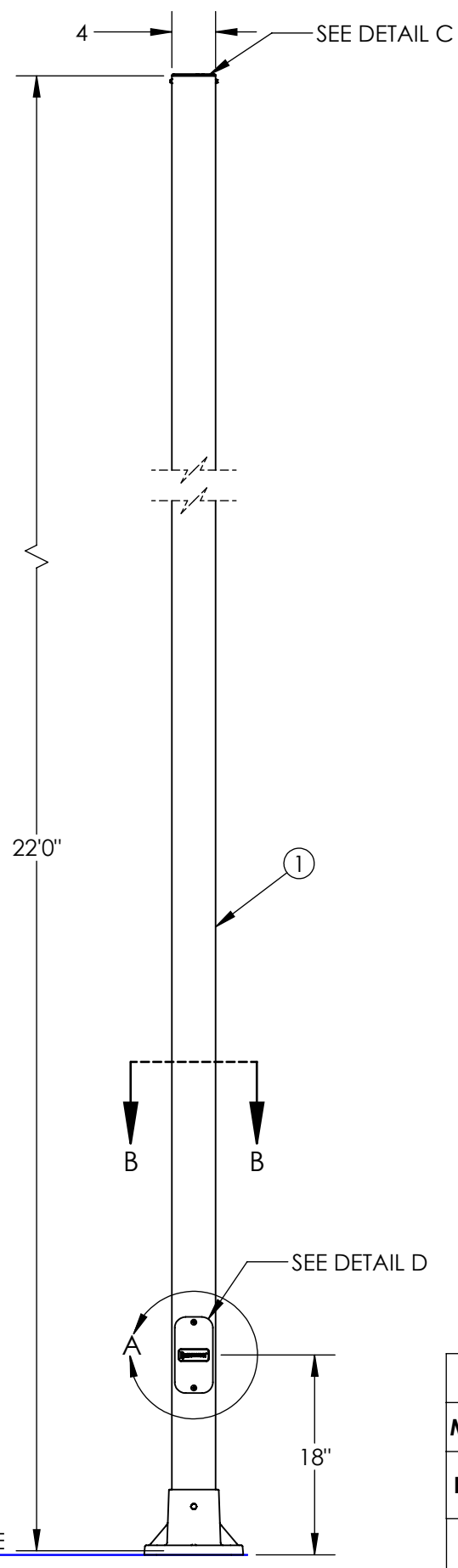
**NOTE:** ALL HOLES DRILLED ONLY THROUGH THE FACES SPECIFIED BY 'X'



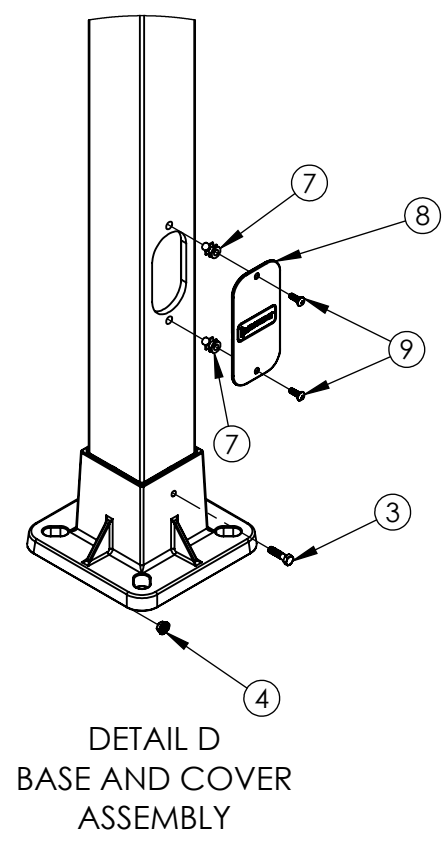
DETAIL C  
TOP CAP ASSEMBLY  
SCALE 1 : 6



SECTION B-B  
SCALE 1 : 8



DETAIL A  
HANDHOLE CUTOUT  
COVER REMOVED FOR CLARITY  
SCALE 1 : 6



DETAIL D  
BASE AND COVER  
ASSEMBLY

<b>BUILD</b>	HEAVY
<b>FINISH</b>	SMOOTH

MAXIMUM EPA PER WINDZONE										
MPH	90	100	110	120	130	140	150	160	170	180
EPA	14.3	10.4	7.5	5.3	3.7	3.4	2.1	1.1	0.3	-

A4SH22F00S1 ↓ GXHH

- G = GRAY**
- A = BLACK**
- F = BRONZE**
- W = WHITE**
- N = GREEN**

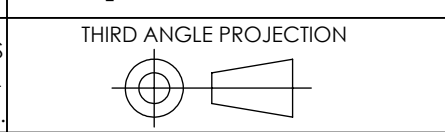
- NOTES:**
- ANCHOR BASE CLASS 1 POLE PER ASTM 4923. POLE TOP DEFLECTION SHALL NOT EXCEED 15% OF THE ABOVE GROUND HEIGHT AT MAXIMUM WIND LOADING AND MAXIMUM FIXTURE WEIGHT.
  - DESIGN CRITERIA PER AASHTO LTS-6-2013 WITH A MINIMUM SAFETY FACTOR OF 1.5 PER ANSI C136.20-2012.
  - WIND SPEEDS DEFINED AS 3 SECOND GUST PER ASCE 7-16 WITH VELOCITY CONVERSIONS PER 2018 IBC 1609.3.1.

---UNLESS OTHERWISE SPECIFIED---  
DIMENSION UNITS ARE IN FEET AND INCHES  
DIMENSIONS SHOWN ARE NOMINAL

STATE:	RELEASED	2024-04-15
DRAWN:	ARK	2024-04-12
CHECKED:	AKS	2024-04-15
APPROVED:	ARK	2024-04-15
REPLACES:	-	

A Whole New World of Composites

**PROPRIETARY AND CONFIDENTIAL**  
THE INFORMATION CONTAINED IN THIS DRAWING IS THE SOLE PROPERTY OF GEOTEK. ANY REPRODUCTION IN PART OR AS A WHOLE WITHOUT THE WRITTEN PERMISSION OF GEOTEK IS PROHIBITED.



DESCRIPTION:  
**POLE ASSEMBLY, ANCHOR BASE  
HEAVY DUTY, 22FT**

1421 SECOND AVE NW  
STEWARTVILLE, MN 55976  
(800) 533-1680  
www.geotek.com

CUSTOMER SIGNATURE: \_\_\_\_\_ DATE: \_\_\_\_\_

**-REFERENCES-**  
alliancecompositesinc.com/warranty  
geotek.com/termsandconditions

SIZE: DWG. NO.  
**B A4SH22F00S1XGXHH**

POLE COLOR: REV:  
0.0