

4

3

2

1

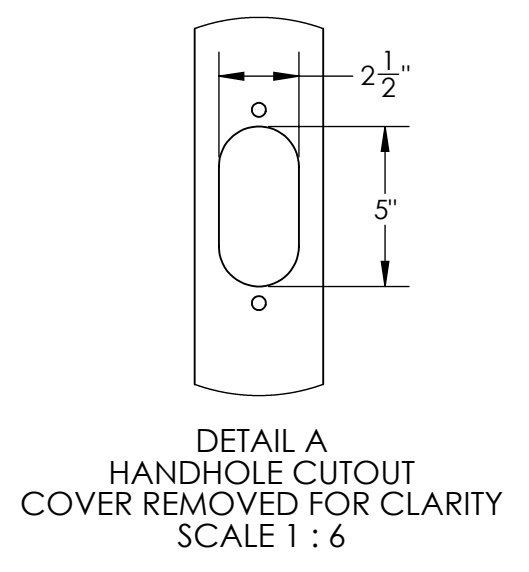
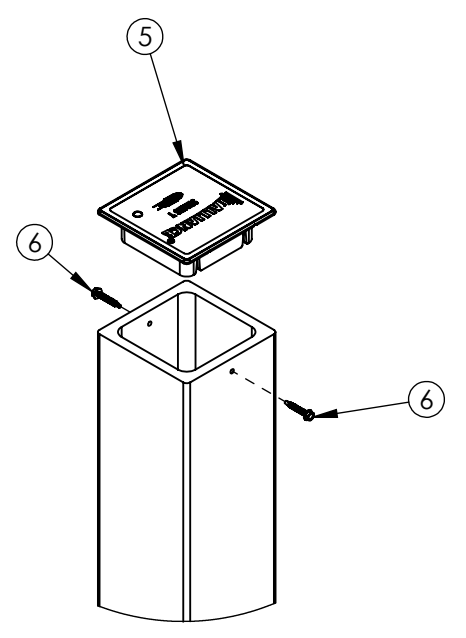
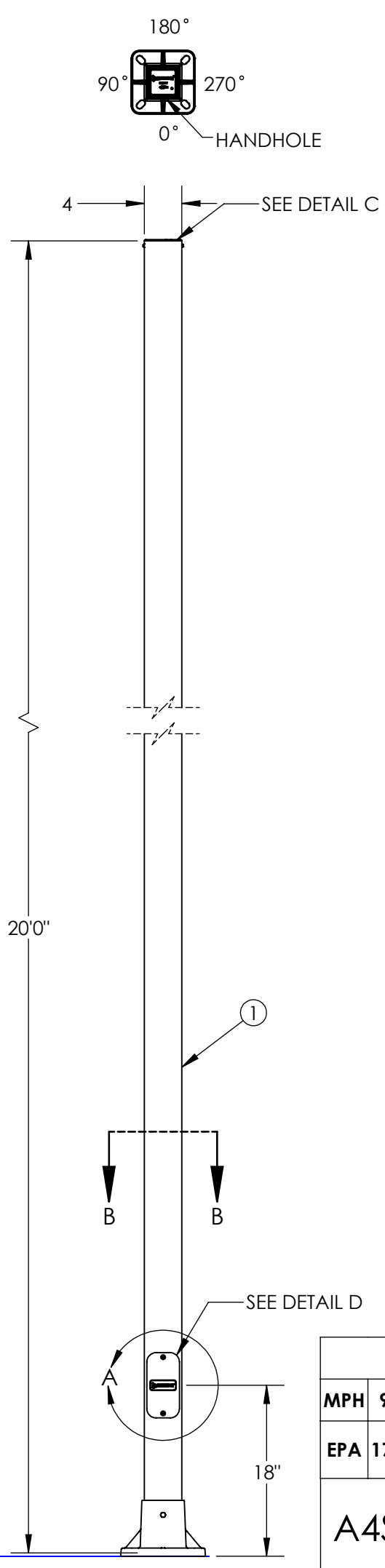
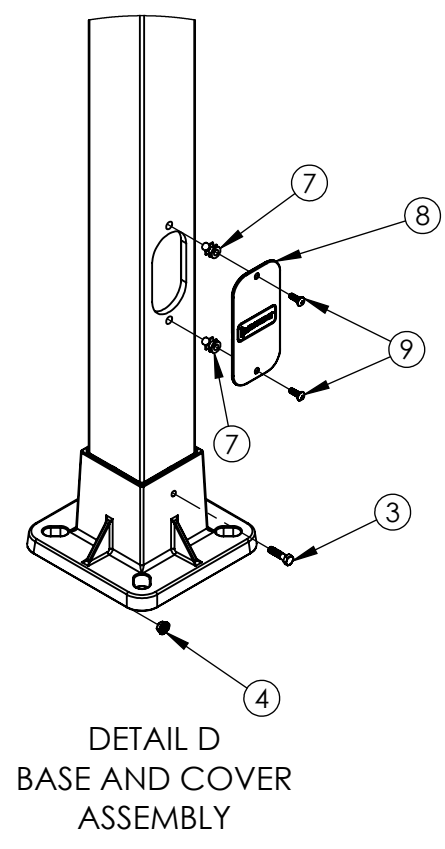
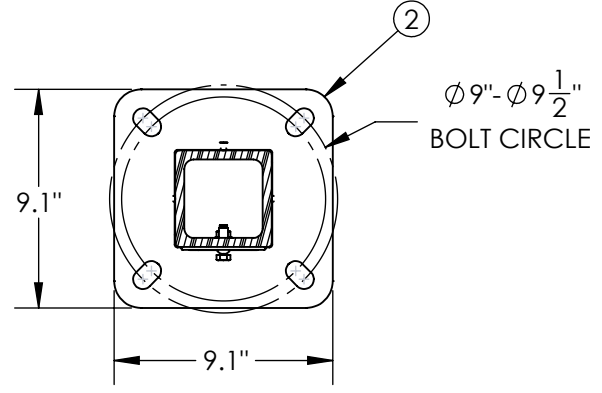
ITEM NO.	DESCRIPTION	QTY.
1	BEAM, PULTRUDED STOCK	1
2	ANCHOR BASE, 4" SQUARE	1
3	HEX BOLT	1
4	FLANGE NUT, SERRATED	1
5	TOP CAP, T5	1
6	HEX SCREW, #8-18 x 1 in	2
7	RIVET NUT, 1/4-20	2
8	HANDHOLE COVER	1
9	PHILLIPS SCREW, 1/4"-20x3/4"	2

REVISIONS				
REV.	DESCRIPTION	DATE	INITIALS	ECO

FEATURE ORIENTATIONS

	0°	90°	180°	270°
HAND HOLE	X			

NOTE: ALL HOLES DRILLED ONLY THROUGH THE FACES SPECIFIED BY 'X'



<b>BUILD</b>	HEAVY
<b>FINISH</b>	SMOOTH

MAXIMUM EPA PER WINDZONE										
MPH	90	100	110	120	130	140	150	160	170	180
EPA	17.3	13	9.7	7.3	5.5	5.1	3.7	2.6	1.6	0.8

A4SH20F00S1 ↓ GXHH

**G = GRAY**  
**A = BLACK**  
**F = BRONZE**  
**W = WHITE**  
**N = GREEN**

- NOTES:
- ANCHOR BASE CLASS 1 POLE PER ASTM 4923. POLE TOP DEFLECTION SHALL NOT EXCEED 15% OF THE ABOVE GROUND HEIGHT AT MAXIMUM WIND LOADING AND MAXIMUM FIXTURE WEIGHT.
  - DESIGN CRITERIA PER AASHTO LTS-6-2013 WITH A MINIMUM SAFETY FACTOR OF 1.5 PER ANSI C136.20-2012.
  - WIND SPEEDS DEFINED AS 3 SECOND GUST PER ASCE 7-16 WITH VELOCITY CONVERSIONS PER 2018 IBC 1609.3.1.

---UNLESS OTHERWISE SPECIFIED---  
 DIMENSION UNITS ARE IN FEET AND INCHES  
 DIMENSIONS SHOWN ARE NOMINAL

PROPRIETARY AND CONFIDENTIAL  
 THE INFORMATION CONTAINED IN THIS DRAWING IS  
 THE SOLE PROPERTY OF GEOTEK. ANY  
 REPRODUCTION IN PART OR AS A WHOLE WITHOUT  
 THE WRITTEN PERMISSION OF GEOTEK IS PROHIBITED.

CUSTOMER SIGNATURE: \_\_\_\_\_ DATE: \_\_\_\_\_

STATE:	RELEASED	2024-04-15
DRAWN:	ARK	2024-04-12
CHECKED:	AKS	2024-04-15
APPROVED:	ARK	2024-04-15
REPLACES:	-	

THIRD ANGLE PROJECTION

**-REFERENCES-**  
 alliancecompositesinc.com/warranty  
 geotek.com/termsandconditions

DESCRIPTION:  
**POLE ASSEMBLY, ANCHOR BASE  
 HEAVY DUTY, 20FT**

1421 SECOND AVE NW  
 STEWARTVILLE, MN 55976  
 (800) 533-1680  
 www.geotek.com

SIZE: DWG. NO.  
**B A4SH20F00S1XGXHH**

SCALE: 1:10

POLE COLOR: REV:  
 \_\_\_\_\_ 0.0

SHEET 1 OF 1